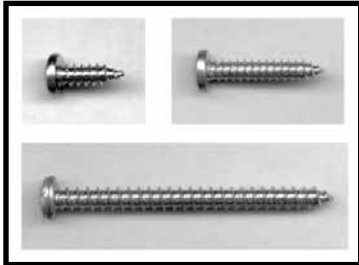


GAS - APPLIANCE - WATER

Venting & Ducting



SHEET METAL SCREWS - SELF-TAP COMBO PAN HEAD



| <u>PART NUMBER</u> | <u>ITEM DESCRIPTION</u> |
|--------------------|----------------------------------------------------------------------------------|
| MSMS-06 | #6 X 1-1/4 SELF TAP COMBO (PHILLIPS/SLOTTED) PAN HEAD SHEET METAL SCREWS (P/100) |

PLASTIC ANCHORS



| <u>PART NUMBER</u> | <u>ITEM DESCRIPTION</u> |
|--------------------|--------------------------------------------|
| MSA-06 | #6-8 PLASTIC ANCHOR (P/100) |
| MSA-06-RIBBED | #6-8 PLASTIC ANCHOR - RIBBED SHANK (P/100) |

“TRANSITION” STRAIGHT BOOT - 30 GAUGE



| <u>PART NUMBER</u> | <u>ITEM DESCRIPTION</u> |
|--------------------|------------------------------------------------------------------------------|
| VB5 | 5" X 3 1/4" X 10" TRANSITION STRAIGHT BOOT |
| VB6 | 6" X 3 1/4" X 10" TRANSITION STRAIGHT BOOT-30 GAUGE |
| VB6-SE | 6" X 3 1/4" X 10" TRANSITION STRAIGHT FAN BOOT WITH STRAIGHT ENDS - 30 GAUGE |
| VB7 | 7" X 3 1/4" X 10" TRANSITION STRAIGHT BOOT-30 GAUGE |
| VB7-SE | 7" X 3 1/4" X 10" TRANSITION STRAIGHT FAN BOOT WITH STRAIGHT ENDS - 30 GAUGE |
| VB8 | 8" X 3 1/4" X 10" TRANSITION STRAIGHT BOOT-30 GAUGE |

“TRANSITION” CONE BOOT



| <u>PART NUMBER</u> | <u>ITEM DESCRIPTION</u> |
|--------------------|----------------------------------------------|
| VBC6 | 6" X 3 1/4" X 10" CONE STYLE BOOT - 30 GAUGE |
| VBC7 | 7" X 3 1/4" X 10" CONE STYLE BOOT - 30 GAUGE |

90 DEGREE STACKHEAD BOOT - 30 GAUGE



| <u>PART NUMBER</u> | <u>ITEM DESCRIPTION</u> |
|--------------------|--------------------------------------------|
| VB6-90 | 6" X 3 1/4" X 10" 90 DEGREE STACKHEAD BOOT |

WORM DRIVE VENT CLAMPS - SCREW STYLE



| <u>PART NUMBER</u> | <u>ITEM DESCRIPTION</u> |
|--------------------|-------------------------|
| VC4S | 4" VENT SCREW CLAMP |

SPRING VENT CLAMPS - TENSION STYLE



| <u>PART NUMBER</u> | <u>ITEM DESCRIPTION</u> |
|--------------------|-------------------------|
| VC4T | 4" SPRING CLAMP |

ALUMINUM VENT KIT - FOR 4" DRYER




| <u>PART NUMBER</u> | <u>ITEM DESCRIPTION</u> |
|--------------------|--------------------------------------------------|
| VDKA5 | 4" X 5' ALUMINUM DUCT & 2 SPRING CLAMPS - BAGGED |
| VDKA8 | 8' ALUMINUM DUCT & 2 SPRING CLAMPS - BAGGED |

GAS - APPLIANCE - WATER

Venting & Ducting

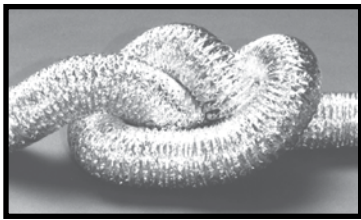


3-PLY ALUMINUM DUCTING



| <u>PART NUMBER</u> | <u>ITEM DESCRIPTION</u> |
|--------------------|--------------------------------|
| VFA405 | 4" X 5' ALUMINUM DUCTING 2 PLY |
| VFA408 | 4" X 8' ALUMINUM DUCTING 2 PLY |
| VFA425 | 4" X 25' ALUMINUM DUCT - 3 PLY |
| VFA450 | 4" X 50' ALUMINUM DUCT - 3 PLY |

5-PLY ALUMINUM DUCTING



| <u>PART NUMBER</u> | <u>ITEM DESCRIPTION</u> |
|--------------------|------------------------------------------------|
| VFA405-D5P | 4" X 5' ALUMINUM DUCTING 5 PLY |
| VFA408-D5P | 4" X 8' ALUMINUM DUCTING - 5 PLY |
| VFA408-D5P-UL | 4" X 8' ALUMINUM DUCTING - 5 PLY-UL APPROVED |
| VFA425-D5P | 4" X 25' ALUMINUM DUCT - 5 PLY |
| VFA450-D5P | 4" X 50' ALUMINUM DUCT - 5 PLY |
| VFA450-D5P-UL | 4" X 50' ALUMINUM DUCT - 5 PLY - UL APPROVED |
| VFA725-D5P | 7" X 25 FOOT ALUMINUM DUCTING - 5 PLY |
| VFA825-D5P-UL | 8" X 25' FOIL LAMINATE DUCTING- 5PLY -UL RATED |

SEMI-RIGID COMPRESSED ALUMINUM DUCTING



| <u>PART NUMBER</u> | <u>ITEM DESCRIPTION</u> |
|--------------------|----------------------------------------------------------|
| VFAD3 | 3" X 8 FOOT ALUMINUM DUCT - SEMI RIGID - COMPRESSED |
| VFAD4 | 4" X 8 FOOT ALUMINUM DUCT - SEMI RIGID - COMPRESSED |
| VFAD4-UL | 4" X 8 FOOT ALUMINUM DUCT - SEMI RIGID - COMPRESSED - UL |
| VFAD5 | 5" X 8 FOOT ALUMINUM DUCT - SEMI RIGID - COMPRESSED |
| VFAD6 | 6" X 8 FOOT ALUMINUM DUCT - SEMI RIGID - COMPRESSED |
| VFAD7 | 7" X 8 FOOT ALUMINUM DUCT - SEMI RIGID - COMPRESSED |
| VFAD8 | 8" X 8 FOOT ALUMINUM DUCT - SEMI RIGID - COMPRESSED |

VENT BUCKET W/ ALUMINUM DUCT & 2 CLAMPS



| <u>PART NUMBER</u> | <u>ITEM DESCRIPTION</u> |
|--------------------|--------------------------------------------------|
| VFG1A | 4" ROUND VENT BUCKET W/ 4" X 5' DUCTING & CLAMPS |

VENT HOOD - FLUSH MOUNT - GALVANIZED



| <u>PART NUMBER</u> | <u>ITEM DESCRIPTION</u> |
|--------------------|----------------------------------------------------------------|
| VH4G | 4" GALVANIZED METAL VENT HOOD WITH FLANGE-FLUSH MOUNT-30 GAUGE |
| VH5G | 5" GALVANIZED METAL VENT HOOD-FLUSH MOUNT-30 GAUGE |
| VH6G | 6" GALVANIZED METAL VENT HOOD-FLUSH MOUNT-30 GAUGE |
| VH7G | 7" GALVANIZED METAL VENT HOOD-FLUSH MOUNT-30 GAUGE |
| VH8G | 8" GALVANIZED METAL VENT HOOD WITH FLANGE-FLUSH MOUNT-26 GAUGE |
| VH10G | 10" GALVANIZED METAL VENT HOOD-FLUSH MOUNT-26 GAUGE |

DRYER VENT - PLASTIC LOUVERED



| <u>PART NUMBER</u> | <u>ITEM DESCRIPTION</u> |
|--------------------|--------------------------------------------------------|
| VHL4 | 4" PLASTIC LOUVERED VENT HOOD - WHITE- WITH TAILPIECE |
| VHL4-BR | 4" PLASTIC LOUVERED VENT HOOD - BROWN - WITH TAILPIECE |
| VHL5 | 5" WHITE PLASTIC LOUVERED VENT HOOD - HOOD ONLY |
| VHL6 | 6" WHITE PLASTIC LOUVERED VENT HOOD - HOOD ONLY |
| VHL7 | 7" WHITE PLASTIC LOUVERED VENT HOOD - HOOD ONLY |
| VHL8 | 8" WHITE PLASTIC LOUVERED VENT HOOD - HOOD ONLY |

GAS - APPLIANCE - WATER

Venting & Ducting



DRYER VENT HOOD - ALUMINUM WIDE MOUTH



| <u>PART NUMBER</u> | <u>ITEM DESCRIPTION</u> |
|--------------------|--------------------------------------|
| VHM4 | 4" ALUMINUM VENT HOOD WITH TAILPIECE |

DRYER VENT - PLASTIC HOOD - WIDE MOUTH



| <u>PART NUMBER</u> | <u>ITEM DESCRIPTION</u> |
|--------------------|------------------------------------------------------|
| VHP4 | 4" WHITE PLASTIC VENT HOOD/WIDE MOUTH WITH TAILPIECE |
| VHP4-BR | 4" BROWN PLASTIC VENT HOOD/WIDE MOUTH WITH TAILPIECE |

90 DEGREE VENT ELBOW - 4 SECTION ADJUSTABLE



| <u>PART NUMBER</u> | <u>ITEM DESCRIPTION</u> |
|--------------------|----------------------------------------------------------|
| VL3 | 3" 4-SECTION ADJUSTABLE VENT ELBOW- 90 DEGREE - 30 GAUGE |
| VL4 | 4" 4-SECTION ADJUSTABLE VENT ELBOW- 90 DEGREE - 30 GAUGE |
| VL5 | 5" 4-SECTION ADJUSTABLE VENT ELBOW- 90 DEGREE - 30 GAUGE |
| VL6 | 6" 4-SECTION ADJUSTABLE VENT ELBOW- 90 DEGREE - 30 GAUGE |
| VL7 | 7" 4-SECTION ADJUSTABLE VENT ELBOW- 90 DEGREE - 30 GAUGE |
| VL8 | 8" 4-SECTION ADJUSTABLE VENT ELBOW- 90 DEGREE - 30 GAUGE |
| VL10 | 10" 4-SECTION ADJUSTABLE VENT ELBOW-90 DEGREE - 30 GAUGE |
| VL12 | 12" 4-SECTION ADJUSTABLE VENT ELBOW-90 DEGREE - 28 GAUGE |

90 DEGREE VENT ELBOW - CLOSED END



| <u>PART NUMBER</u> | <u>ITEM DESCRIPTION</u> |
|--------------------|--------------------------|
| VL4-CE | 4" 90 DEGREE CLOSE ELBOW |

RECTANGULAR 90 DEGREE VENT ELBOW



| <u>PART NUMBER</u> | <u>ITEM DESCRIPTION</u> |
|--------------------|----------------------------------------------------------|
| VL90 | 3 1/4" X 10" RECTANGULAR 90 DEGREE VENT ELBOW - 30 GAUGE |

GAS - APPLIANCE - WATER

Venting & Ducting



VENT BUCKET W/ ALUMINUM DUCT & 2 CLAMPS



| <u>PART NUMBER</u> | <u>ITEM DESCRIPTION</u> |
|--------------------|-------------------------------------------------|
| VLTBHA | RECTANGULAR VENT BUCKET W/ALUM DUCTING & CLAMPS |

PANCAKE TAPER VENT - 30 GAUGE



| <u>PART NUMBER</u> | <u>ITEM DESCRIPTION</u> |
|--------------------|-------------------------------------------------------------|
| VPT4-3 | 4" X 3" VENT PANCAKE TAPER - 30 GAUGE |
| VPT5-4 | 5" X 4" VENT PANCAKE TAPER/COOKIE CUTTER REDUCER- 30 GAUGE |
| VPT6-4 | 6" X 4" VENT PANCAKE TAPER/COOKIE CUTTER REDUCER - 30 GAUGE |
| VPT6-5 | 6" X 5" VENT PANCAKE TAPER - 30 GAUGE |
| VPT7-5 | 7" X 5" VENT PANCAKE TAPER - 30 GAUGE |
| VPT7-6 | 7" X 6" VENT PANCAKE TAPER/COOKIE CUTTER REDUCER - 30 GAUGE |
| VPT8-4 | 8" X 4" VENT PANCAKE TAPER - 30 GAUGE |
| VPT8-6 | 8" X 6" VENT PANCAKE TAPER - 30 GAUGE |
| VPT8-7 | 8" X 7" VENT PANCAKE TAPER/COOKIE CUTTER REDUCER- 30 GAUGE |
| VPT10-7 | 10" X 7" VENT PANCAKE TAPER - 30 GAUGE |

ROUND END CAP



| <u>PART NUMBER</u> | <u>ITEM DESCRIPTION</u> |
|--------------------|-----------------------------------------------------|
| V4RAC | 4" ROUND GALVANIZED END CAP W/O CRIMPING - 26 GAUGE |

PANTS WYE VENT - 30 GAUGE



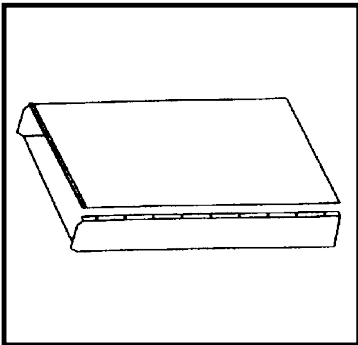
| <u>PART NUMBER</u> | <u>ITEM DESCRIPTION</u> |
|--------------------|-----------------------------------------------------|
| VPY6-4-4 | 6" X 4" X 4" PANTS WYE VENT - 45/45 DEGREE-30 GAUGE |
| VPY8-6-6 | 8" X 6" X 6" PANTS WYE VENT- 45/45 DEGREE-30 GAUGE |

VENT REDUCER - SHORT TAPER 9" HIGH



| <u>PART NUMBER</u> | <u>ITEM DESCRIPTION</u> |
|--------------------|----------------------------------------------------------------|
| VR6-4 | 6" TO 4" VENT REDUCER-SHORT TAPER 9" HIGH |
| VR6-5 | 6" TO 5" VENT REDUCER-SHORT TAPER 9" HIGH-30 GAUGE |
| VR7-5 | 7" TO 5" VENT REDUCER-SHORT TAPER 9" HIGH |
| VR7-6 | 7" TO 6" VENT REDUCER-SHORT TAPER 9" HIGH-30 GAUGE |
| VR8-6 | 8" TO 6" VENT REDUCER-SHORT TAPER 9" HIGH *OVERSTOCK SPECIAL * |
| VR8-7 | 8" TO 7" VENT REDUCER-SHORT TAPER 9" HIGH |
| VR10-7 | 10" TO 7" VENT REDUCER-SHORT TAPER 9" HIGH-30 GAUGE |
| VR10-8 | 10" TO 8" VENT REDUCER-SHORT TAPER 9" HIGH - 30 GAUGE |

RECTANGULAR KNOCK-DOWN RISER VENT PIPE



| <u>PART NUMBER</u> | <u>ITEM DESCRIPTION</u> |
|--------------------|---------------------------------------------------------|
| VRP310-36 | 3 1/4 X 10 X 36 RECTANGULAR KD RISER VENT PIPE-30 GAUGE |

GAS - APPLIANCE - WATER

Venting & Ducting



SNAPLOCK VENT PIPE - 30 GAUGE



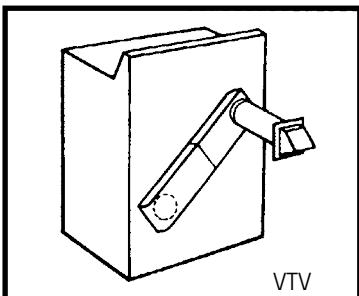
| <u>PART NUMBER</u> | <u>ITEM DESCRIPTION</u> |
|--------------------|-------------------------------------------------------|
| VSL3 | 3" DIAMETER X 36" LONG SNAPLOCK VENT PIPE - 30 GAUGE |
| VSL4 | 4" DIAMETER X 36" LONG SNAPLOCK VENT PIPE - 30 GAUGE |
| VSL4-12 | 4" DIAMETER X 12" LONG SNAPLOCK VENT PIPE - 30 GAUGE |
| VSL460 | 4" DIAMETER X 60" LONG SNAPLOCK VENT PIPE - 30 GAUGE |
| VSL5 | 5" DIAMETER X 36" LONG SNAPLOCK VENT PIPE - 30 GAUGE |
| VSL6 | 6" DIAMETER X 36" LONG SNAPLOCK VENT PIPE - 30 GAUGE |
| VSL660 | 6" DIAMETER X 60" LONG SNAPLOCK VENT PIPE - 30 GAUGE |
| VSL7 | 7" DIAMETER X 36" LONG SNAPLOCK VENT PIPE - 30 GAUGE |
| VSL760 | 7" DIAMETER X 60" LONG SNAPLOCK VENT PIPE - 30 GAUGE |
| VSL8 | 8" DIAMETER X 36" LONG SNAPLOCK VENT PIPE - 30 GAUGE |
| VSL860 | 8" DIAMETER X 60" LONG SNAPLOCK VENT PIPE - 30 GAUGE |
| VSL10 | 10" DIAMETER X 36" LONG SNAPLOCK VENT PIPE - 30 GAUGE |
| VSL1060 | 10" DIAMETER X 60" LONG SNAPLOCK VENT PIPE - 30 GAUGE |
| VSL12 | 12" DIAMETER X 36" LONG SNAPLOCK VENT PIPE - 28 GAUGE |

SNAPLOCK VENT PIPE - 30 GAUGE



| <u>PART NUMBER</u> | <u>ITEM DESCRIPTION</u> |
|--------------------|------------------------------------------------|
| VT18-4-4 | 8" PANCAKE REDUCER-30 GAUGE-WITH 2-4" COLLARS |
| VT18-4-4-4 | 10" PANCAKE REDUCER-30 GAUGE-WITH 3-4" COLLARS |

TELESCOPIC VENT



| <u>PART NUMBER</u> | <u>ITEM DESCRIPTION</u> |
|--------------------|--------------------------------------|
| VTV | 48" TELESCOPIC VENT WITH SIDE OUTLET |
| VTVE | 48" TELESCOPIC VENT WITH END OUTLET |



END OF SECTION

**THIS PAGE IS LEFT
INTENTIONALLY BLANK.**